



S 12K Plunger




Combination Braid of ePTFE with incorporated Graphite and Para-Aramid Fiber Corner Reinforcement with Special Blocking compound, with Silicone Run In Lubricant

Characteristics

- Very form stable, Recommended shaft surface hardness: HRC 50
- Good heat conductivity therefore reduced wear
- Extrusion resistant at bigger gaps, can also be used as bullring
- Ability to withstand high pressure
- Safe and universal packing for abrasive products
- Die formed rings are recommended



Operating range

			
p [bar]	25	500	250
v [m/s]	20	3	
t °C	-100 ... +280		
pH	2 - 12		
g/cm ³	1.55		

Practical useful application data:



max. temperature: +200 °C
max. pressure centrifugal pumps: 20 bar

Main application

- In all units with larger gap widths, or in solids containing media.
- Plunger pumps
- Fittings
- Gate valves

Suitable for

Further development as Trapez-Pack® 12. Production in trapezoidal form and with special impregnation. This optimizes performance characteristics and excellently suitable for crystallizing media e.g. for the Sugar industry.



Form of delivery

This packing can be manufactured from 6 to 40 mm square as well as in intermediate, inch sizes and special measurements.

06 - 09 mm on 1 kg spool
10 - 15 mm on 2,5 kg spool
16 - 25 mm on 5 kg spool

Special length, pre-cut or die formed rings on request.

1 kg of packing of the following cross-sections is equivalent to displayed meter lengths:

Size mm	Meter	Size mm	Meter
6	17.9	14 [9/16"]	3.3
6.4 [1/4"]	16.0	15	2.9
8 [5/16"]	10.1	16 [5/8"]	2.5
9.5 [3/8"]	7.1	18	2.0
10	6.5	19 [3/4"]	1.8
11 [7/16"]	5.2	20	1.6
12	4.5	22 [7/8"]	1.3
13 [1/2"]	4.0	25 [1"]	1.0

All technical information and advice is based on our experience and will be given most conscientiously but without any liability.

Indication and figures are for guidance only and need to be examined by the user. All sizes are subject to manufacturing tolerances. We reserve the right to modify specifications at any time.

Please note that the technical values cannot be used all at the same time in their maximum values.